



**Cuyahoga County Division of Children and Family Services
Cynthia Weiskittel, Director**

2021 Agency Statistics Report

January - December

Division of Children & Family Services, 3955 Euclid Ave., Cleveland, OH 44115 (216) 431-4500

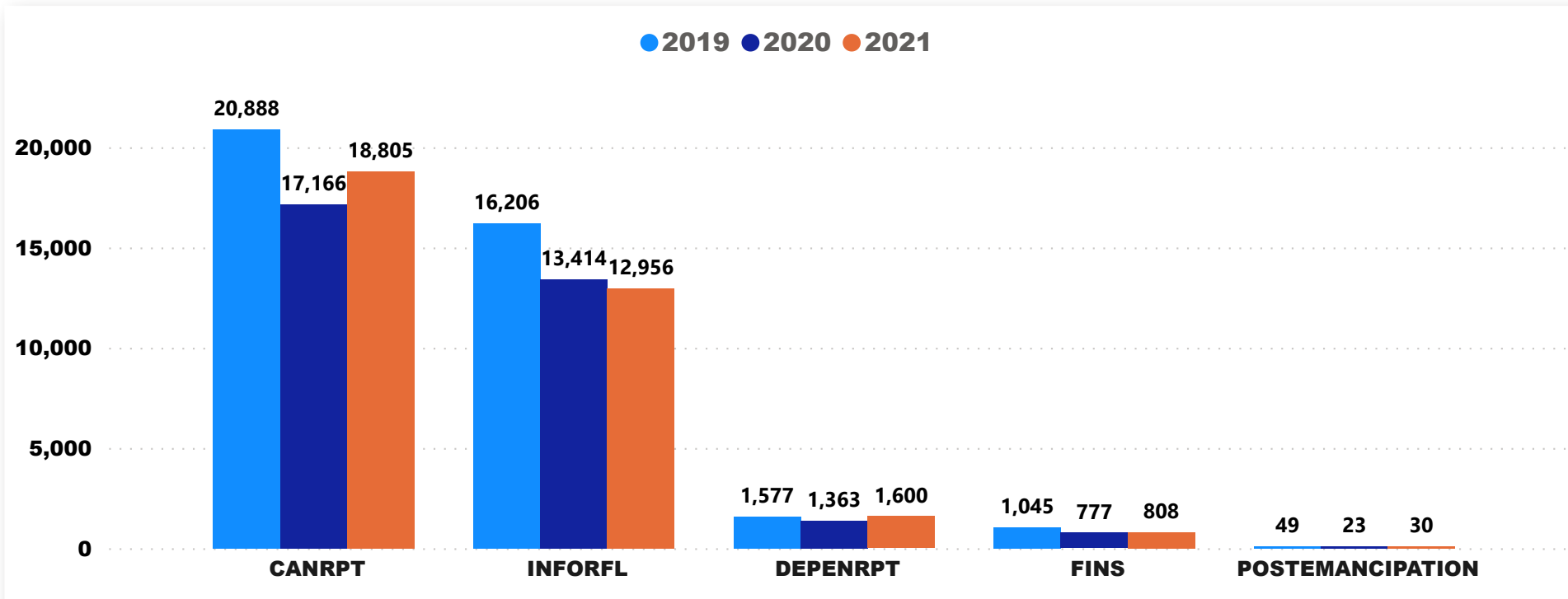
TDD: Ohio Relay Service # is 1-800-750-0750 {NOTE: For questions about this report, you may call (216) 881-2018}

REFFERALS BY CATEGORY

January - December

Report Date: 1/31/2022

2019 / 2020 / 2021



YEAR	CANRPT	DEPENRPT	FINS	INFORFL	POSTEMANCIPATION
2019	20,888	1,577	1,045	16,206	49
2020	17,166	1,363	777	13,414	23
2021	18,805	1,600	808	12,956	30

Year Total 2019 = 29,990

Year of Total 2020 = 24,643

Year of Total 2021 = 25,218

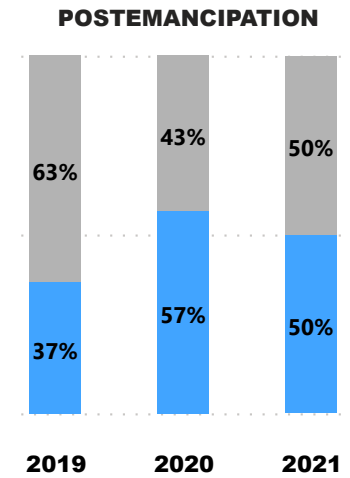
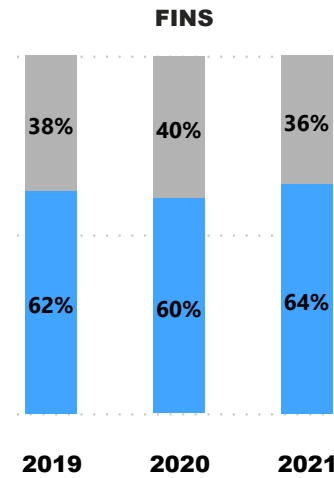
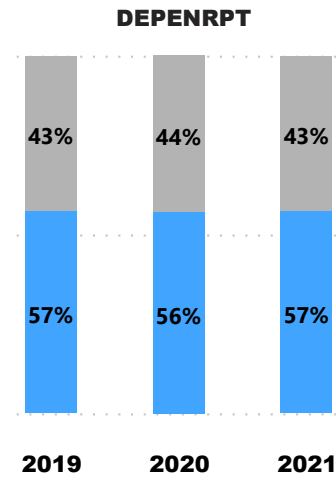
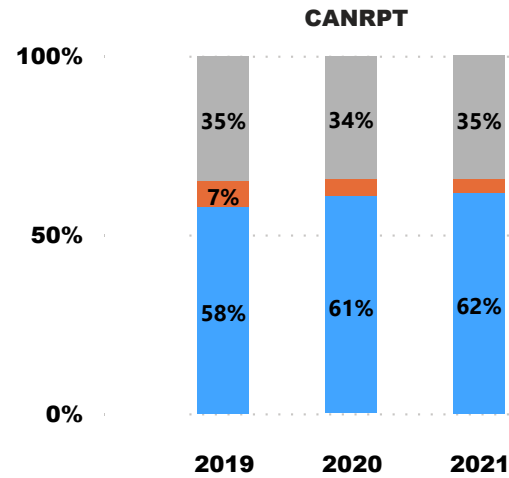
REFERRAL SCREENING DECISIONS

January - December

2019 / 2020 / 2021

Report Date: 1/31/2022

● SCREENED IN ● SCREENED IN AR ● SCREENED OUT



CHILD ABUSE & NEGLECT	2019	2020	2021
SCREENED IN	3,371	3,194	2,991
SCREENED IN AR	441	251	316
SCREENED OUT	2,085	1,971	1,830

DEPENDENCY	2019	2020	2021
SCREENED IN	895	768	908
SCREENED OUT	682	595	692

FINS	2019	2020	2021
SCREENED IN	650	469	518
SCREENED OUT	395	308	290

POST EMANC.	2019	2020	2021
SCREENED IN	18	13	15
SCREENED OUT	31	10	15

*Count of Families With Screened In / Screened In AR Abuse & Neglect Referral

YEAR	Count
2019	8,113
2020	6,674
2021	7,348

* Count of Families With Screened In / Screened In AR Dependency Referral

YEAR	Count
2019	639
2020	204
2021	207

* Count of Families With Screened In / Screened In AR FINS Referral

YEAR	Count
2019	609
2020	443
2021	481

* Count of Families With Screened In / Screened In AR POST EMANCIPATION Referral

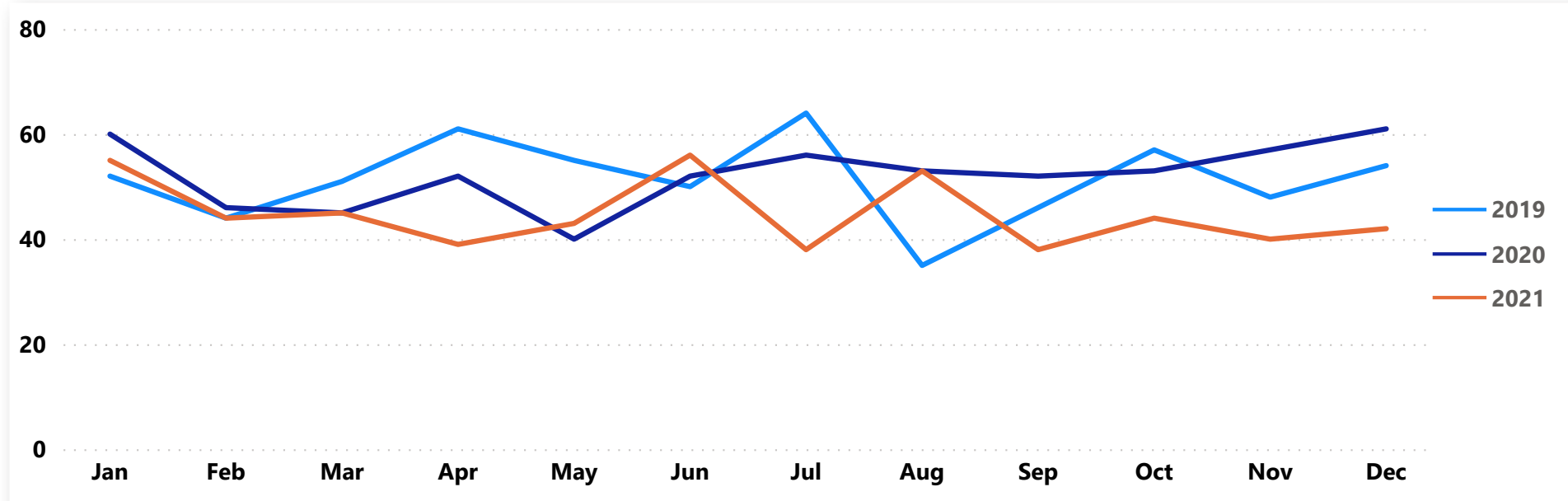
YEAR	Count
2021	13
2020	11
2019	17

* Distinct family counts by referral category / *Percents may not total 100 due to rounding

SCREENED IN / SCREENED IN AR POSITIVE TOX REFERRALS BY MONTH

January - December

Report Date: 1/31/2022



YEAR	Jan	Feb	Mar	Apr	May	Jun	Jul	Aug	Sep	Oct	Nov	Dec
2019	52	44	51	61	55	50	64	35	46	57	48	54
2020	60	46	45	52	40	52	56	53	52	53	57	61
2021	55	44	45	39	43	56	38	53	38	44	40	42

YEAR TOTAL 2019 = 617

YEAR TOTAL 2020 = 627

YEAR TOTAL 2021 = 537

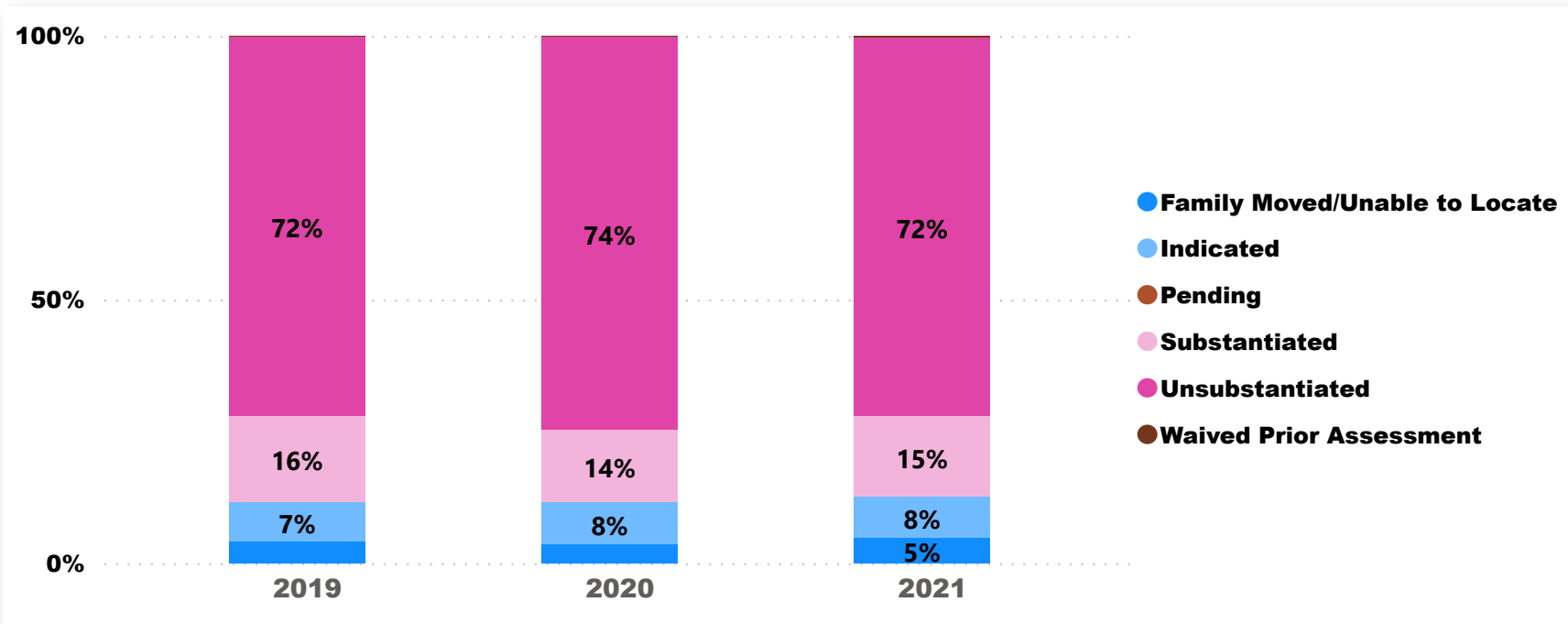
* Previous months data is updated quarterly.

DISPOSED CHILD ABUSE & NEGLECT REFERRALS

Report Date: 1/31/2022

ABUSE NEGLECT REFERRALS RECEIVED January - December

2019 / 2020 / 2021



CASE_DISPOSITION	2019	2020	2021
Waived Prior Assessment	2	4	6
Unsubstantiated	2,193	2,144	1,921
Substantiated	500	396	411
Pending		1	
Indicated	224	233	207
Family Moved/Unable to Locate	130	103	131

* Children With Substantiated Abuse & Neglect by Allegation Type - Year of 2021

* Distinct count of children by allegation type

PRIMARY_ALLEGATION	Count
Stranger Danger	1
Sexual Abuse	130
Physical Abuse	1,580
Neglect	963
Medical Neglect	63
Emotional Maltreatment/Mental Injury	129

Distinct count of families and children

* Families With Substantiated Abuse & Neglect Referral - Year of 2021 = 763

* Count of Children With Substantiated Abuse & Neglect Referrals - Year of 2021 = 1,227

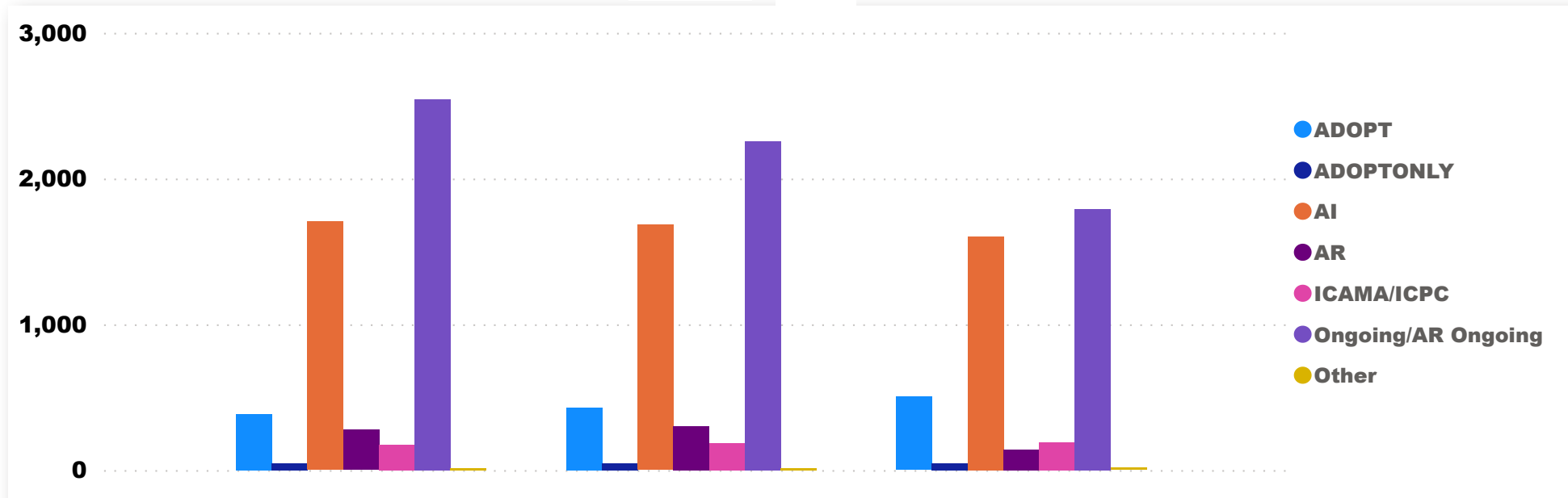
* Previous months data is updated quarterly.

Open Cases

Report Date: 1/31/2022

December 31, 2021

2019 / 2020 / 2021



Case Category	2019	2020	2021
ADOPT	386	429	503
ADOPTONLY	48	48	48
AI	1,705	1,683	1,604
AR	276	300	142
ICAMA/ICPC	175	186	192
Ongoing/AR Ongoing	2,542	2,257	1,789
Other	8	5	16

Total Open Cases 12/31/2019 = 5,140

Total Open Cases 12/31/2020 = 4,908

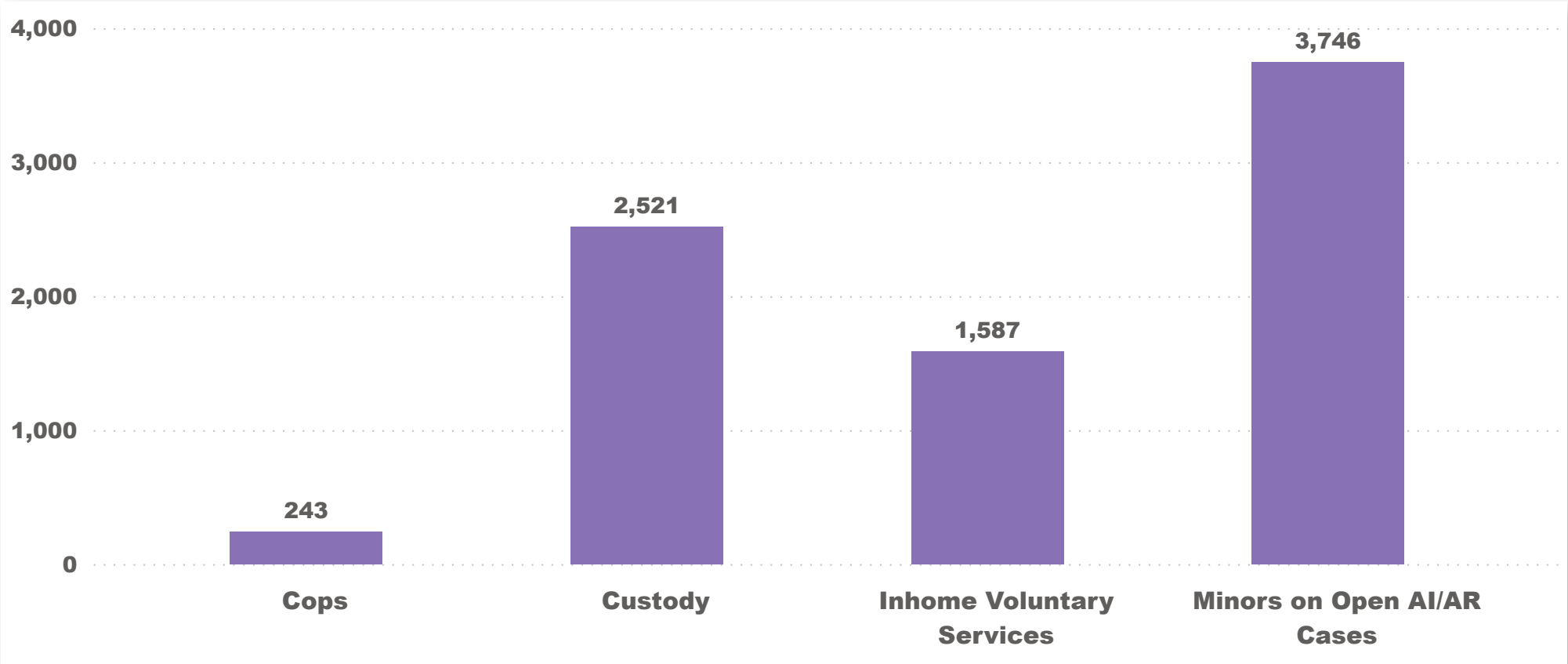
Total Open Cases 12/31/2021 = 4,294

* Other includes: ICAMA (Interstate compact on adoption & medical assistance), ICPC (Interstate compact on placement of children) and emancipated youth

CHILDREN RECEIVING SERVICES ON OPEN CASES

December 31, 2021

Report Date: 1/31/2022

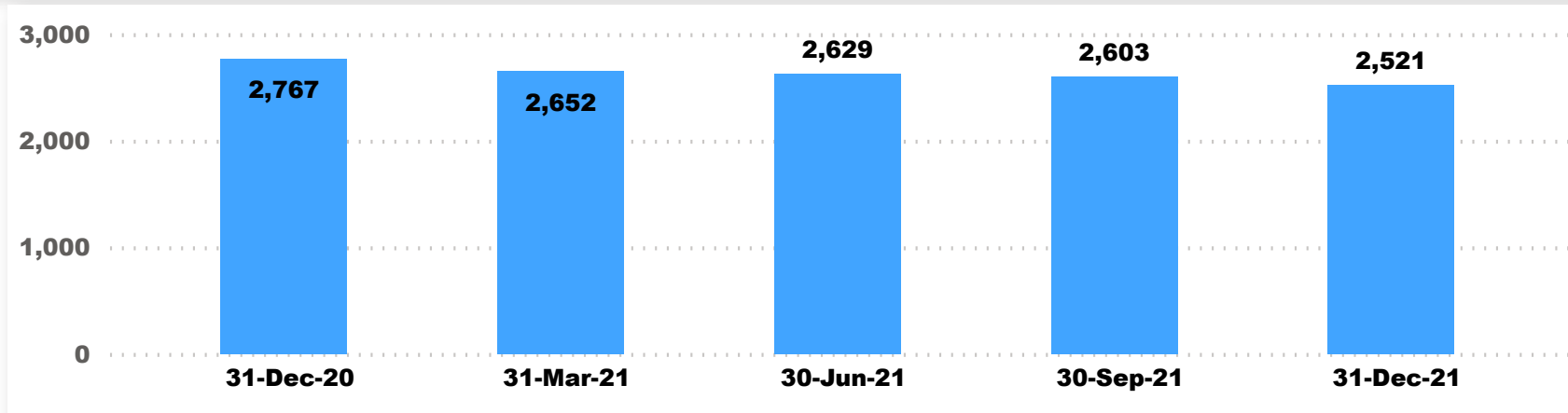


- * COPS = children in court ordered protective supervision
- * Custody = children in out of home care and legal custody of DCFS
- * Minors on open AI/AR cases = child is not in custody or protective supervision.
Child is active case participant in open AI/AR case
- * Inhome Voluntary Services = children who are active participants in open cases, are listed on case plan and who are not in court ordered protective supervision and are not in custody of DCFS.

CHILDREN IN OUT-OF-HOME CARE PLACEMENT / CUSTODY TYPES

Report Date 1/31/2022

Placement Type	Adoptive Home		Approved Relative / Fictive Kin		CRC		DCFS Foster Home		Group Home		Independent Living		Other		Total	
Date	Count	% of Total	Count	% of Total	Count	% of Total	Count	% of Total	Count	% of Total	Count	% of Total	Count	% of Total	Count	% of Total
31-Dec-20	56	2%	982	35%	162	6%	1,451	52%	64	2%	12	0%	40	1%	2,767	100%
31-Mar-21	71	3%	884	33%	167	6%	1,409	53%	66	2%	19	1%	36	1%	2,652	100%
30-Jun-21	87	3%	879	33%	158	6%	1,380	52%	57	2%	15	1%	53	2%	2,629	100%
30-Sep-21	99	4%	859	33%	160	6%	1,368	53%	55	2%	17	1%	45	2%	2,603	100%
31-Dec-21	90	4%	823	33%	160	6%	1,335	53%	48	2%	17	1%	48	2%	2,521	100%

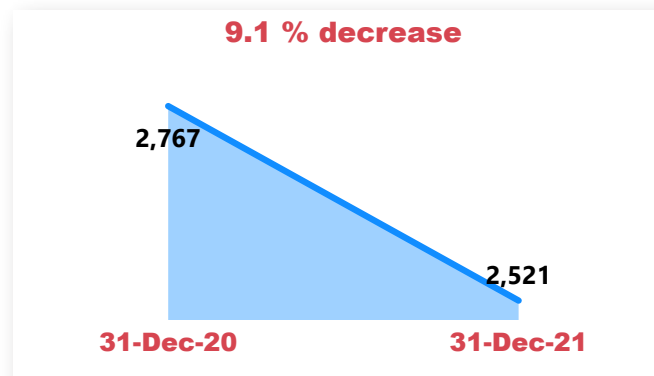


31-Dec-20

Custody Type	Count	% of Total
Temporary Custody	1,461	53%
Permanent Custody	740	27%
Emergency Custody	476	17%
PPLA	87	3%
Other	3	0%

31-Dec-21

Custody Type	Count	% of Total
Temporary Custody	1,109	44%
Permanent Custody	818	32%
Emergency Custody	495	20%
PPLA	97	4%
Other	2	0%

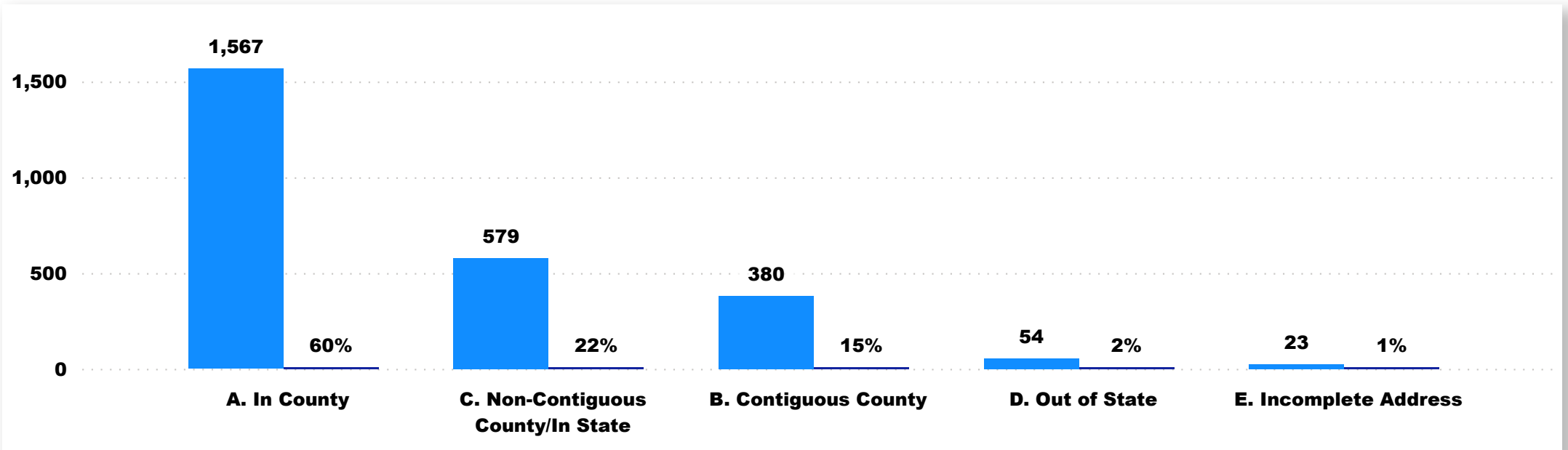


* Percents may not total 100 due to rounding

IN COUNTY , CONTIGUOUS COUNTY, IN STATE, OUT OF STATE PLACEMENTS

31-Dec-21

Report Date: 1/31/2022



OUT OF COUNTY IN OHIO

Adoptive Home	Approved Relative / Fictive Kin	CRC	DCFS Foster Home	Group Home	Other	Total
36	136	73	693	15	6	959

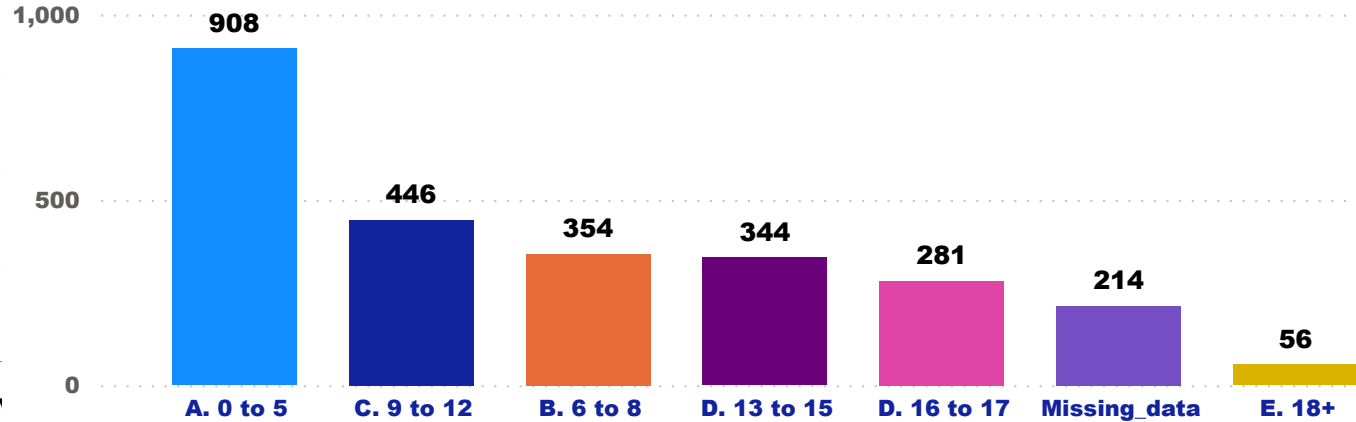
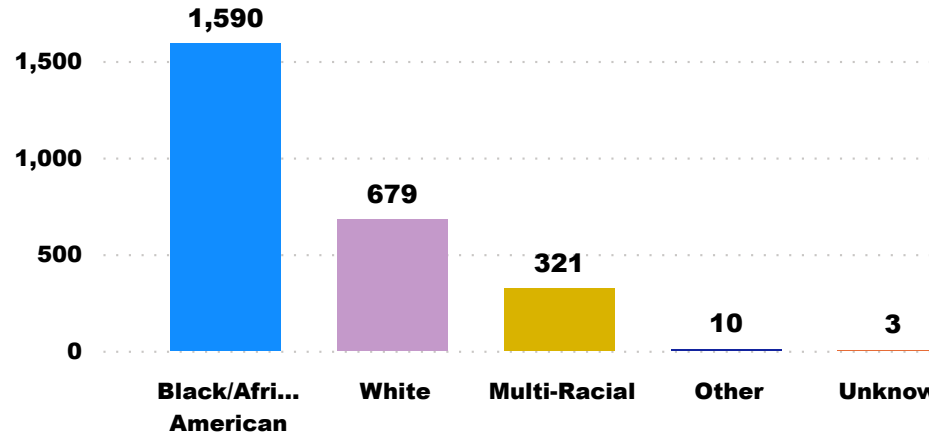
OUT OF STATE

Adoptive Home	Approved Relative / Fictive Kin	CRC	DCFS Foster Home	Total
11	15	20	8	54

DEMOGRAPHICS: CHILDREN IN OUT-OF-HOME CARE

31-Dec-21

Report Date: 1/31/2022



Race	Count	% of Total
White	679	26%
Unknown	3	0%
Other	10	0%
Multi-Racial	321	12%
Black/African American	1,590	61%
Total	2,603	100%

31-Dec-21

Gender	Count	% of Total
FEMALE	1,278	49%
MALE	1,325	51%
Total	2,603	100%

Age Category	Count	% of Total
A. 0 to 5	908	35%
B. 6 to 8	354	14%
C. 9 to 12	446	17%
D. 13 to 15	344	13%
D. 16 to 17	281	11%
E. 18+	56	2%
Missing_data	214	8%
Total	2,603	100%

Race	Count	% of Total
Black/African American	1,536	61%
Multi-Racial	330	13%
Other	11	0%
Unknown	4	0%
White	640	25%
Total	2,521	100%

31-Dec-20

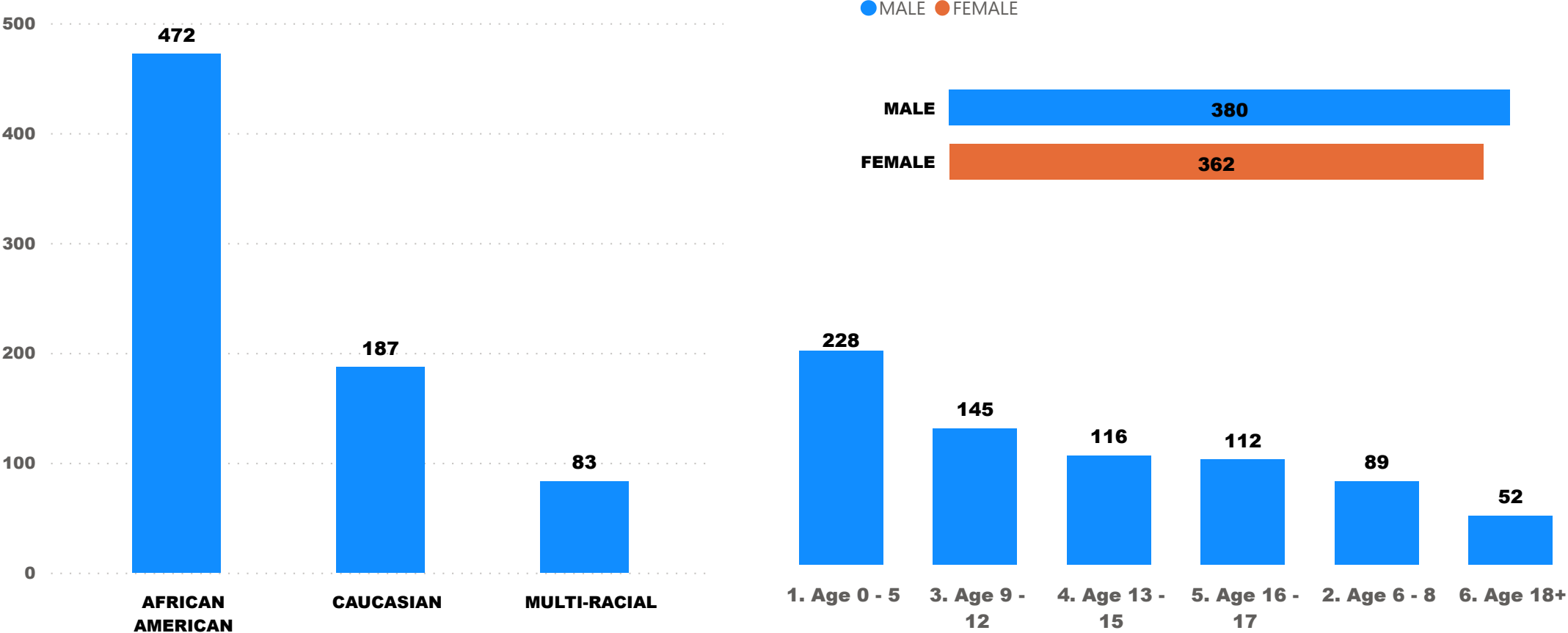
Gender	Count	% of Total
FEMALE	1,253	50%
MALE	1,268	50%
Total	2,521	100%

Age Category	Count	% of Total
A. 0 to 5	869	34%
B. 6 to 8	345	14%
C. 9 to 12	443	18%
D. 13 to 15	333	13%
D. 16 to 17	279	11%
E. 18+	56	2%
Missing_data	196	8%
Total	2,521	100%

CHILDREN WAITING FOR ADOPTION

December 31, 2021

Report Date: 1/31/2022

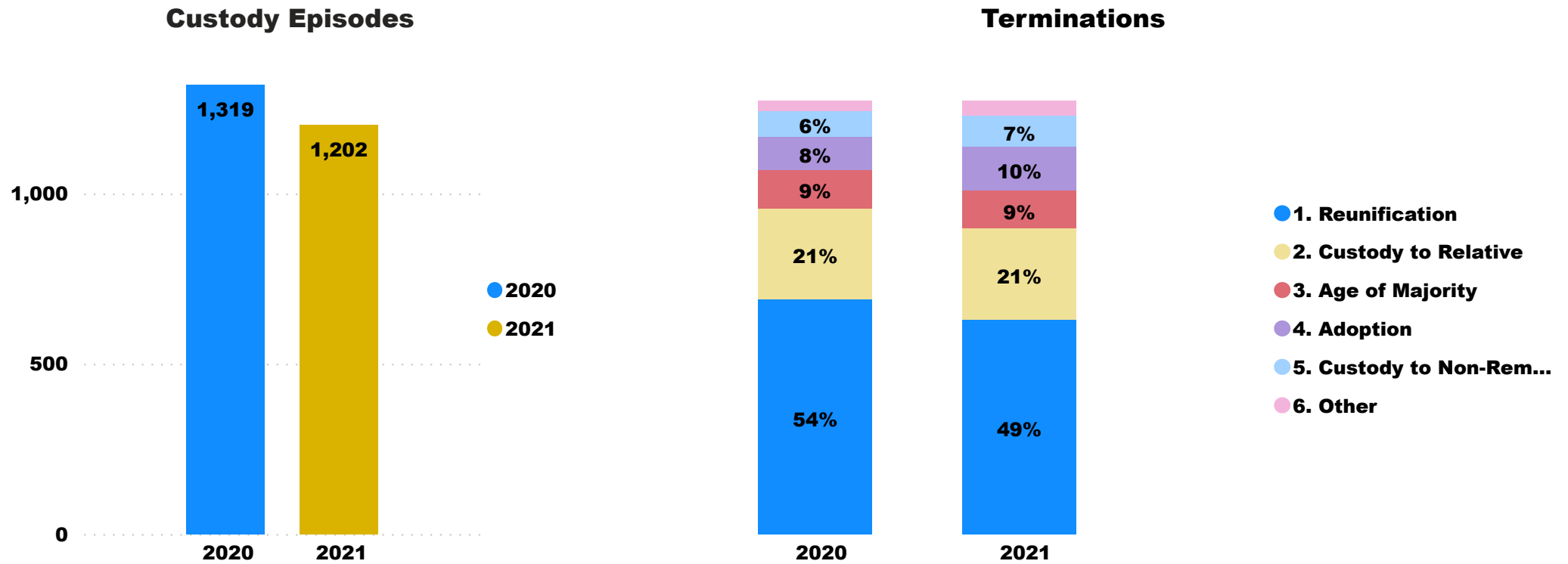


* Count of children in permanent custody status who are not placed in an adoptive home

CUSTODY EPISODES / TERMINATIONS

January - December
2020 / 2021

Report Date: 1/31/2022



Terminations	1. Reunification		2. Custody to Relative		3. Age of Majority		4. Adoption		5. Custody to Non-Removal Parent		6. Other		Total	
	Count	% of Total	Count	% of Total	Count	% of Total	Count	% of Total	Count	% of Total	Count	% of Total	Count	% of Total
2020	881	54%	343	21%	145	9%	123	8%	99	6%	37	2%	1,624	100%
2021	747	50%	319	21%	133	9%	152	10%	109	7%	52	3%	1,505	100%

**TOTAL # of CHILDREN EXITING CUSTODY BY AGE OF MAJORITY
BY FINAL CUSTODY TYPE / AGE AT EPISODE BEGINNING / LENGTH OF STAY**

January - December

Report Date: 1/31/2022

MON_NAME	Permanent Commitment	PPLA	Other	Totalotal # Children Exiting by Emancipation For Month
January	2	2	5	9
February	4	1	2	7
March	3	2	7	12
April	4	2	5	11
May	3	4	2	9
June	2	3	8	13
July	4	2	10	16
August	3		7	10
September		4	6	10
October	4	2	5	11
November	4		3	7
December	9	2	7	18
YTD Total	42	24	67	133

* Number of children exiting by age of majority in 2020 = 145

**Age of Children Who Exited by Emancipation
At the Time Custody Episode Began**

Age Group	Count	% of Total
Age 12 or Under	28	21%
Age 13 to 14	26	20%
Age 15 to 16	50	38%
Age 17 or >	29	22%
YTD Total	133	100%

**Number of Custody Months For Children
Exiting By Age of Majority**

Month Group	Count	% of Total
0-12	12	9%
25-36	19	14%
13-24	24	18%
37 or >	78	59%
YTD Total	133	100%